

**Care Management  
PCMH Committee  
Person-Centered Medical Home  
Program Update  
March 13, 2024**



# PCMH Program Status

## As of February 29, 2024

PCMH Program Participants		Sites		Providers	
1/31/24	2/29/24	1/31/24	2/29/24	1/31/24	2/29/24
<b>124</b>	<b>125</b>	<b>565</b>	<b>565</b>	<b>2,446</b>	<b>2,459</b>

<p><b>94</b></p> <p>PCMH Approved Practices</p> <p>NCQA Sustained Recognition</p>	<p><b>23</b></p> <p>Glide Path Practices</p> <p>Working Towards NCQA Recognition</p>	<p><b>1</b></p> <p>Glide Path Renewal Practices</p> <p>Working towards NCQA Renewal Recognition</p>	<p><b>16</b></p> <p>PCMH Accredited Practices</p> <p>Includes FQHCs</p>
-----------------------------------------------------------------------------------	--------------------------------------------------------------------------------------	-----------------------------------------------------------------------------------------------------	-------------------------------------------------------------------------

Note: 8 Practices have sites in both PCMH & Glide Path Programs & 1 Practice has sites in both PCMH & Glide Path Renewal

# PCMH Approved Practices

## PCMH Approved Practices

1/31/24

**94**

2/29/24

**94**

New Approved Practices: 0

Completed Glide Path: 0

Termed Practices: 0

## PCMH Approved Sites

1/31/24

**376**

2/29/24

**375**

New Approved Sites: 1

Completed Glide Path: 0

Sites Termed: 2

## PCMH Approved Providers

1/31/24

**1,753**

2/29/24

**1,750**

Completed Glide Path: 0

Providers Added: 23

Providers Termed: 26

Went to Glide Path Renewal: 0

# PCMH Adult & Pediatric Practices

**94** PCMH Approved Practices

**375**  
PCMH Approved Sites

**32** Internal  
Medicine  
PCMH  
Practices  
with **170** Sites

**23** Family  
Medicine  
PCMH  
Practices  
with **102** Sites

**57** Pediatric  
PCMH  
Practices  
with **102** Sites

**1** Geriatric  
PCMH  
Practice  
with **1** Site

*This data reflects current information through February 29, 2024*

*Note: 8 Practices have sites in 3 of the 4 categories & 3 Practices have sites in 2 of the 4 categories.  
Sites are counted once.*

# PCMH Glide Path Practices

## Glide Path Practices

1/31/24

**22**

2/29/24

**23**

New Practices: 1

Completed Glide Path: 0

Practices Termed: 0

**1**

## Glide Path Renewal Practice

Completed Glide Path Renewal: 0

## Glide Path Sites

1/31/24

**46**

2/29/24

**47**

New Practice Sites: 1

Completed Glide Path: 0

Sites Termed: 0

## Glide Path Providers

1/31/24

**104**

2/29/24

**110**

New Providers: 5

Completed Glide Path: 0

Providers Added: 2

Providers Termed: 1

**1 Site**  
**1 Provider**

Sites Completed  
Glide Path Renewal: 0

Providers Completed  
Glide Path Renewal: 0

# PCMH Accredited Program Participants

Federally Qualified Health Centers (FQHCs) and FQHC look-alikes are program participants\*

## PCMH Accredited Participants

1/31/24

**16**

2/29/24

**16**

No Change

## PCMH Accredited Sites

1/31/24

**142**

2/29/24

**142**

Sites Added: 0

Sites Terminated: 0

## PCMH Accredited Providers

1/31/24

**588**

2/29/24

**598**

Providers Added: 35

Providers Terminated: 25

\*Federally Qualified Health Centers (FQHCs) and FQHC look-alikes are PCMH program participants if they are pursuing and/or have obtained the Joint Commission Ambulatory Care accreditation with Primary Care Medical Home certification as well as NCQA recognition.

# PCMH CY2024 Program Recruitment

## Recruitment as of February 29, 2024

- **2 Practice Sites**
  - 1 New Practice Site
  - 1 New Site from Current PCMH Practice
- **5 Providers**
  - 5 From New Practice Site
  - 0 From New Sites from Current PCMH Practices

## Practice Recruitment Opportunities

**13 Practice Sites**

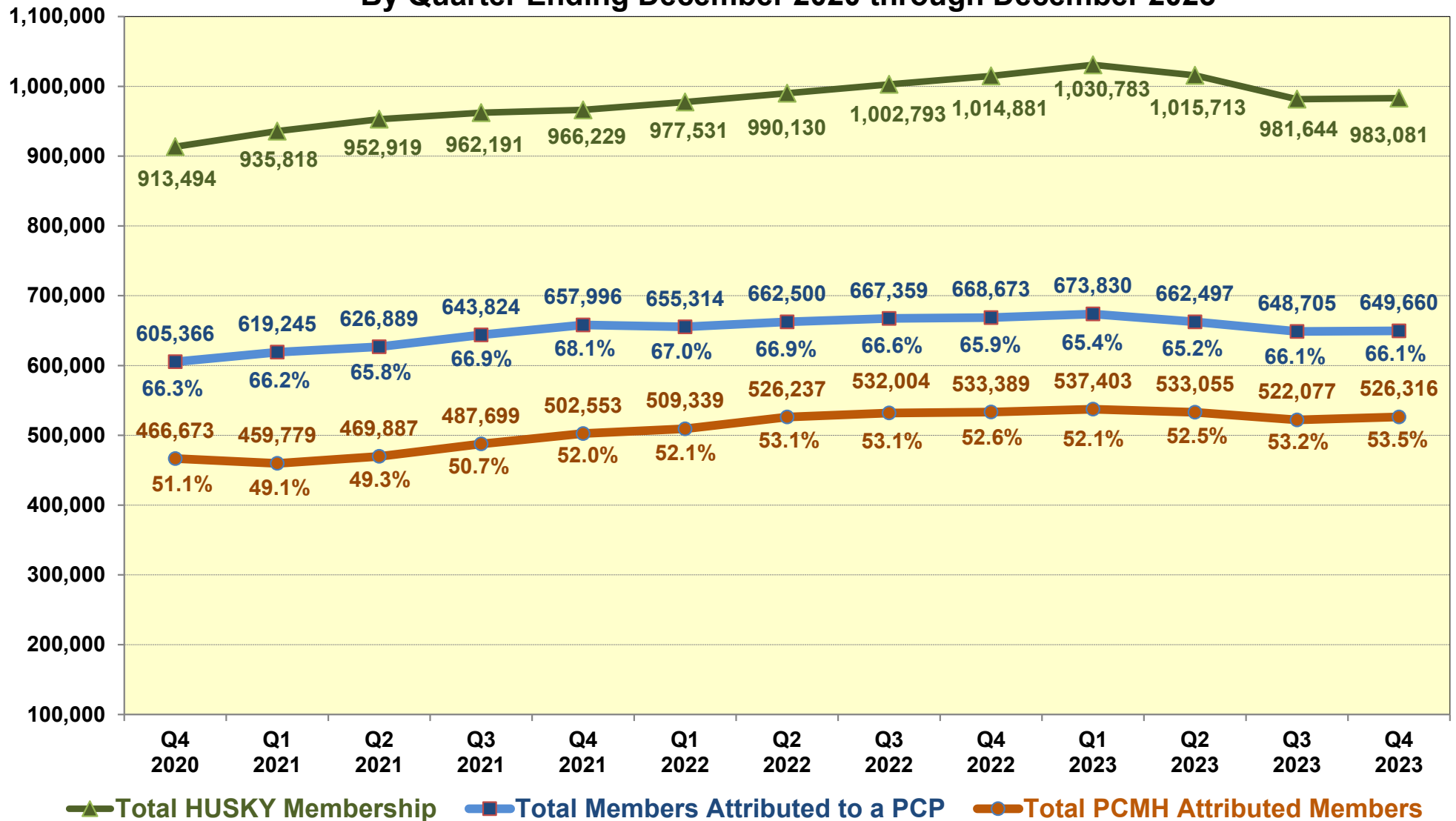
**38 Providers**

These are eligible primary care practices that are most likely to enroll in the PCMH program in 2024.

# PCMH Program Member Attribution

Summary of Total HUSKY Membership, Total Members Attributed to a PCP and Total PCMH Attributed Members

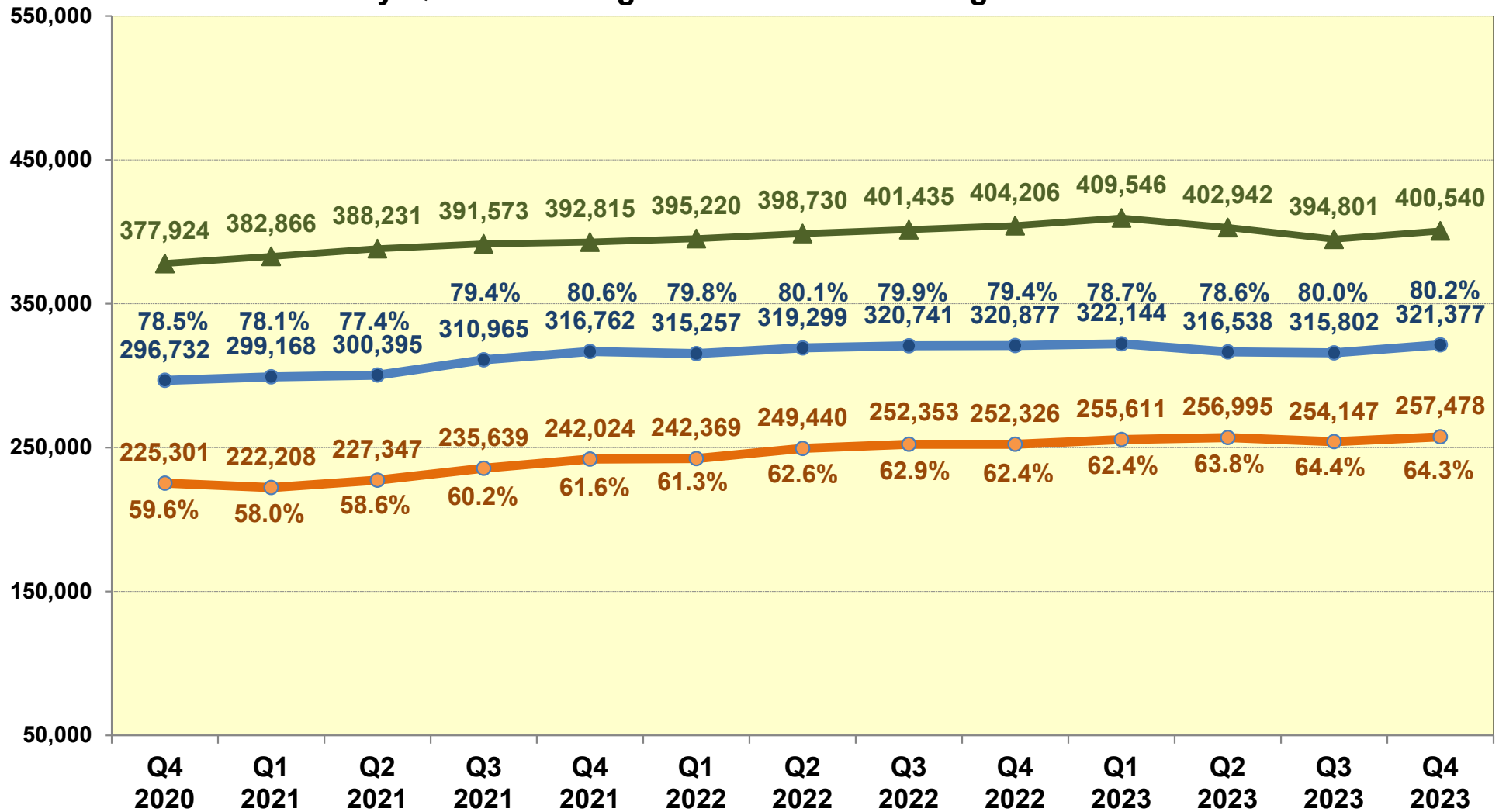
By Quarter Ending December 2020 through December 2023





# PCMH Program CHILD Member Attribution

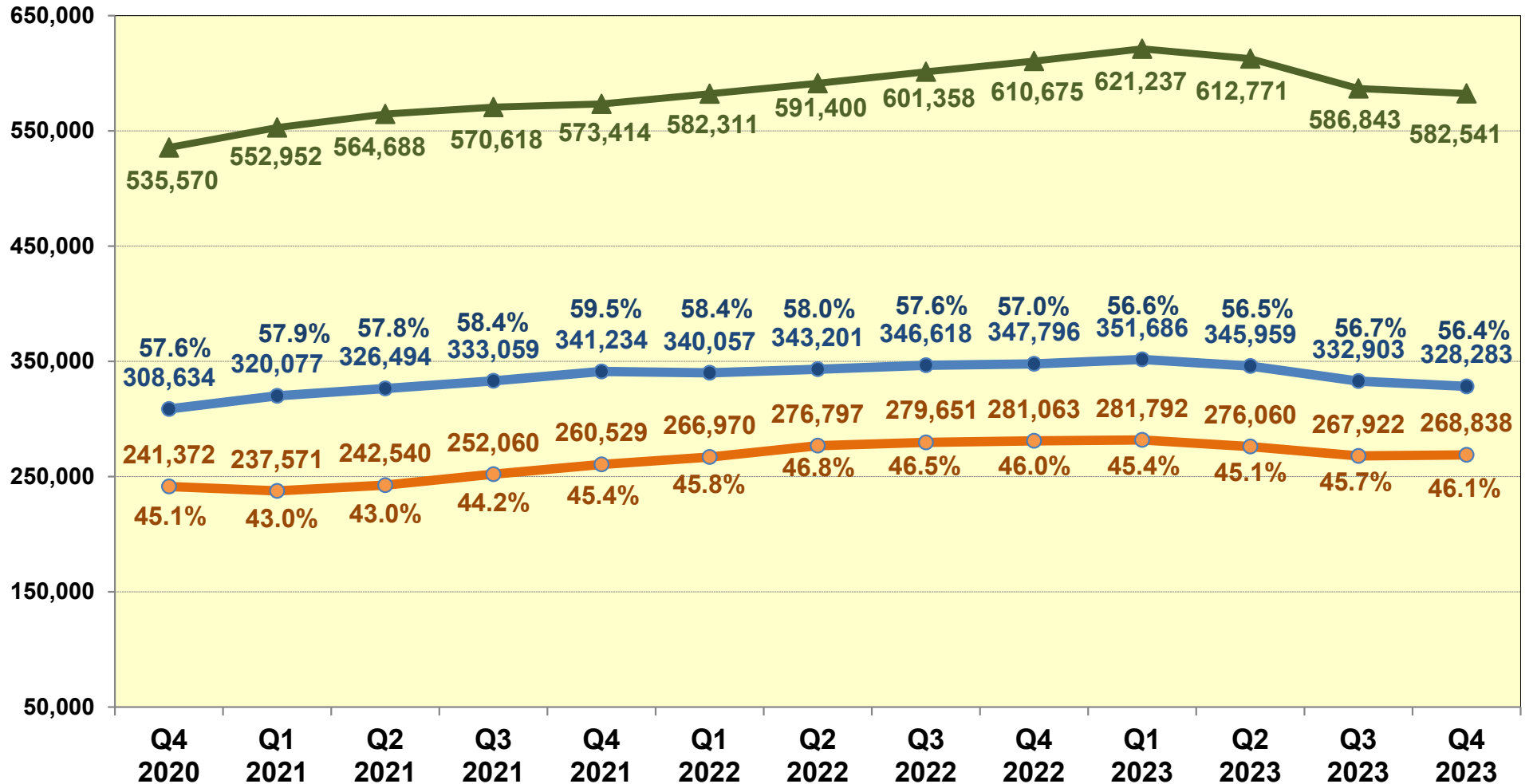
Comparison of Total CHILD Members, Total CHILD Attributed Members, and Total PCMH CHILD Attributed Members  
By Quarter Ending December 2020 through December 2023



▲ Total CHILD Members   
 ● Total Child Attributed Members   
 ○ Total PCMH CHILD Attributed Members

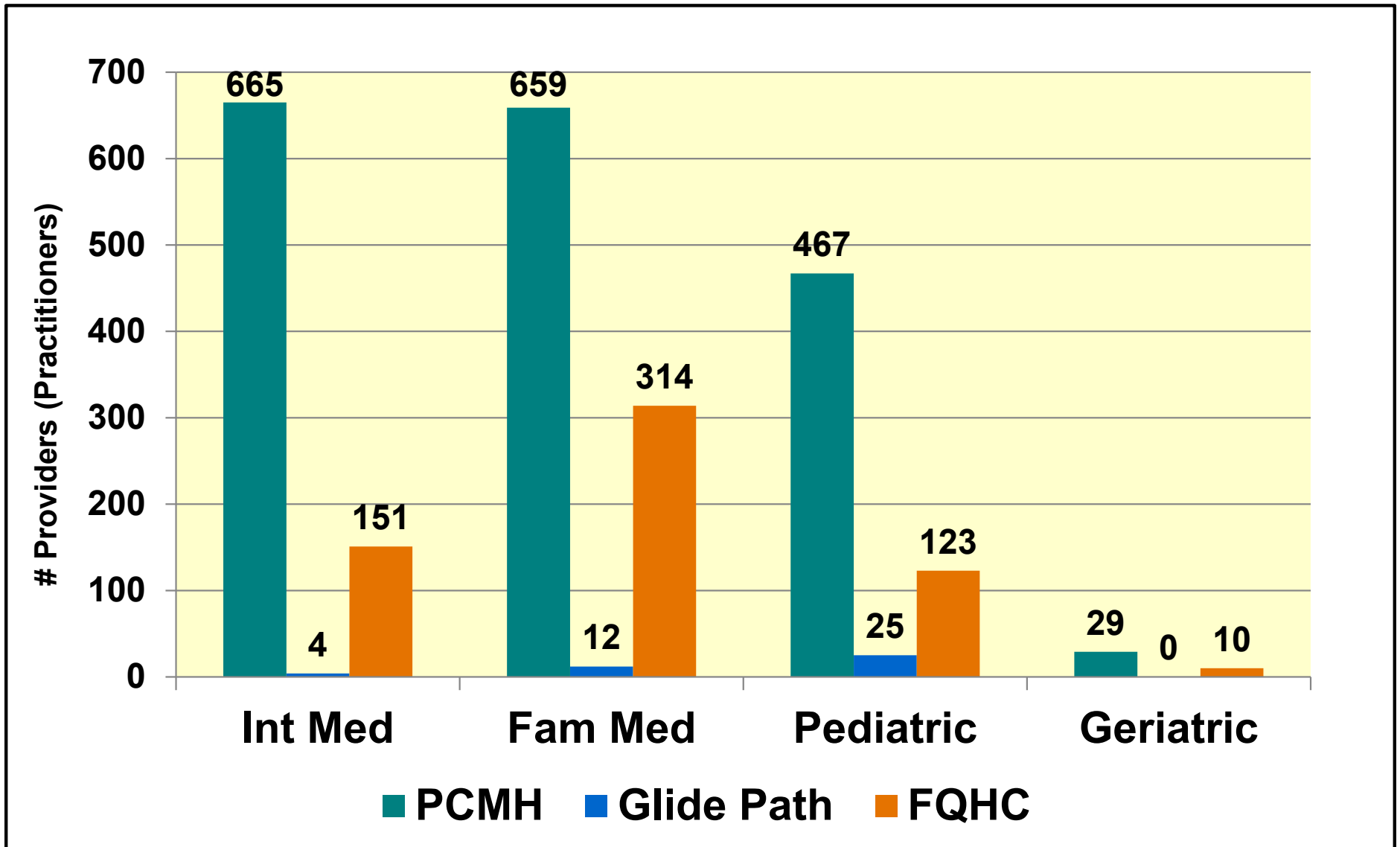
# PCMH Program ADULT Member Attribution

Comparison of Total ADULT Members, Total ADULT Attributed Members, and Total PCMH ADULT Attributed Members By Quarter Ending December 2020 through December 2023

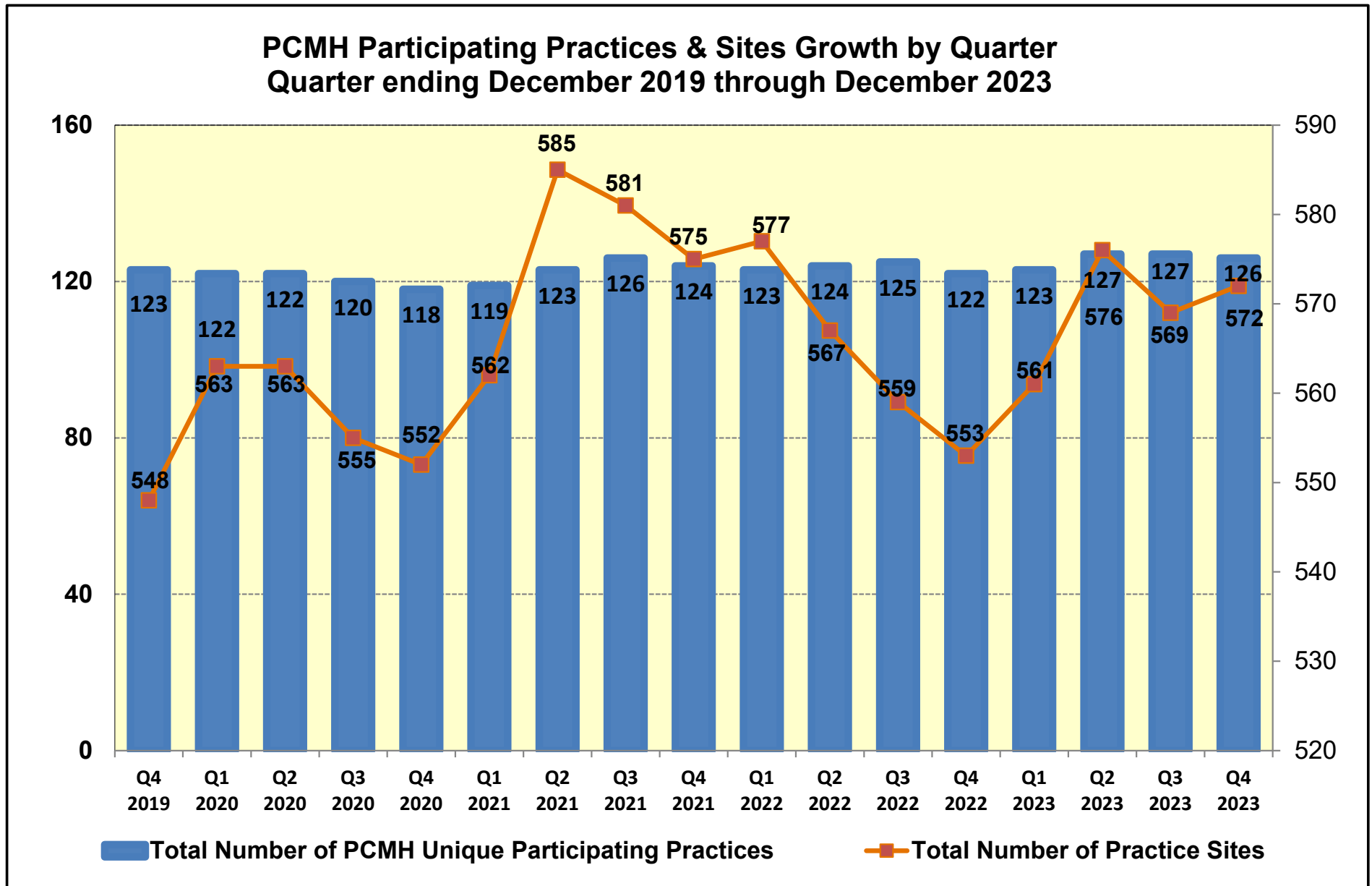


▲ Total ADULT Members ● Total Adult Attributed Members ○ Total PCMH ADULT Attributed Members

# Provider Specialty by PCMH Program Participation as of February 29, 2024

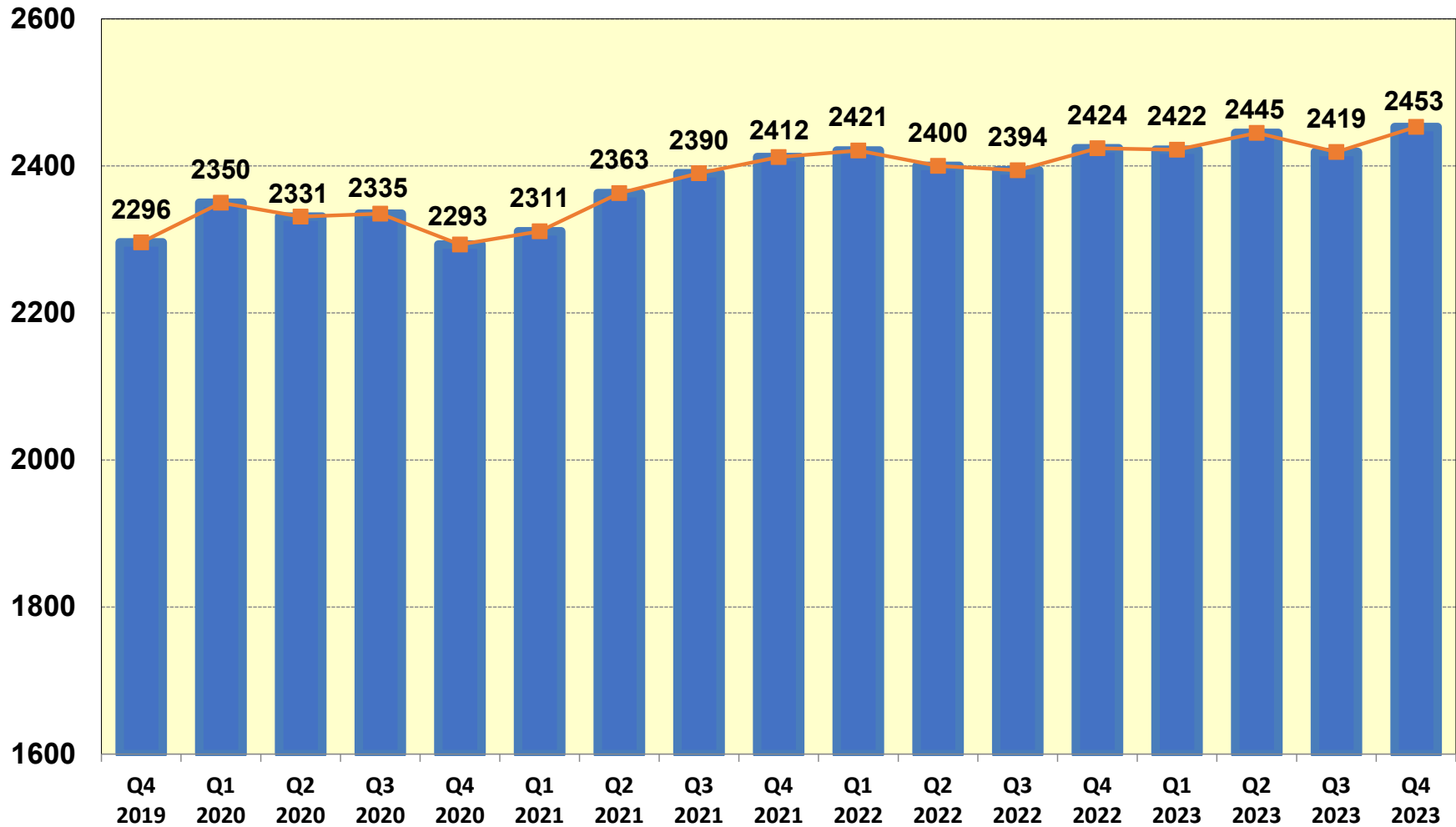


# PCMH Program Growth-Practices & Sites



# PCMH Program Growth - Providers

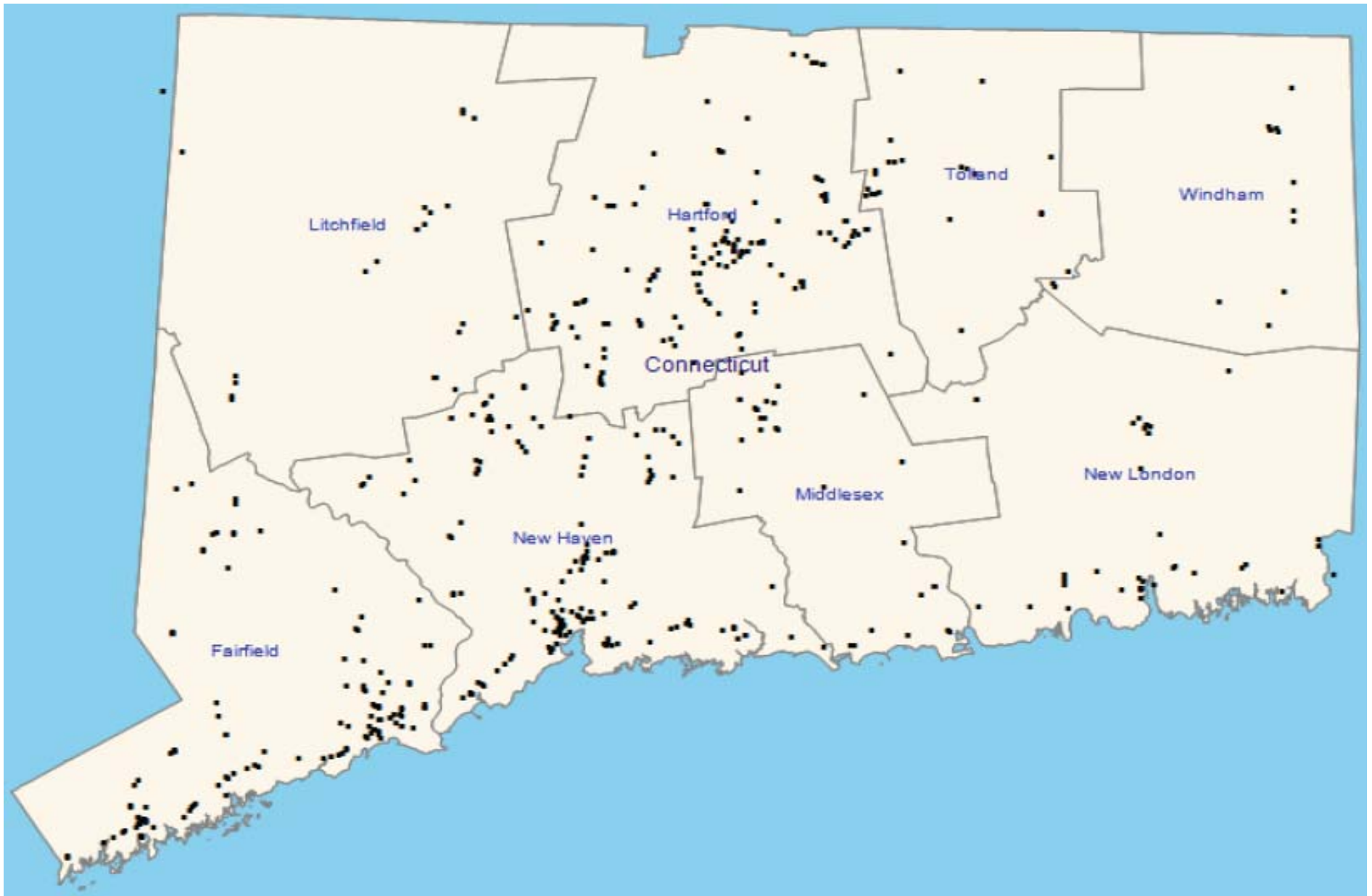
PCMH Total Participating Providers/Practitioners by Quarter  
Quarter ending December 2019 through December 2023





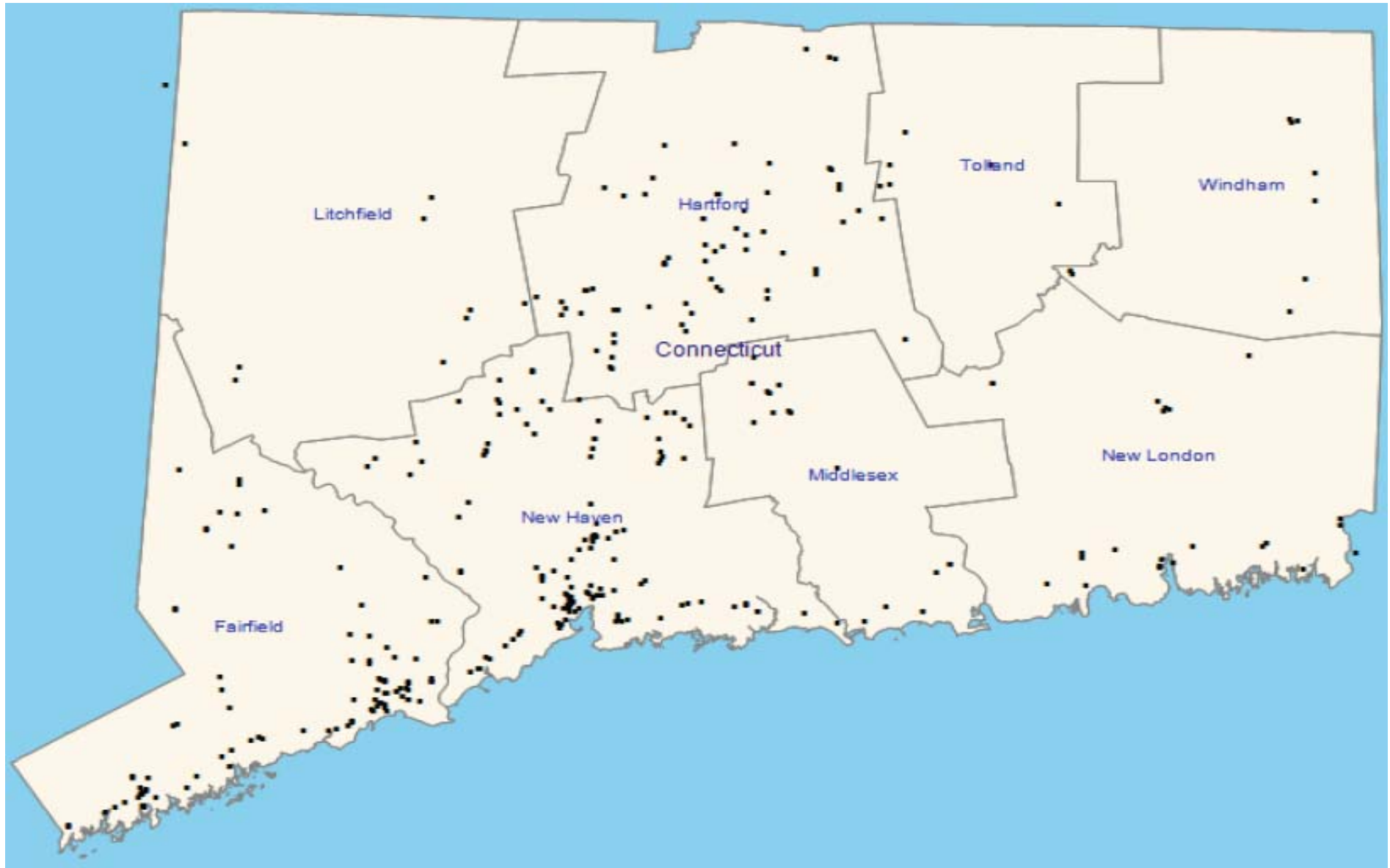
# PCMH Practice Site Locations

# All PCMH Program Practice Site Locations



Note: Data is as of December 31, 2023 – Maps are updated quarterly.

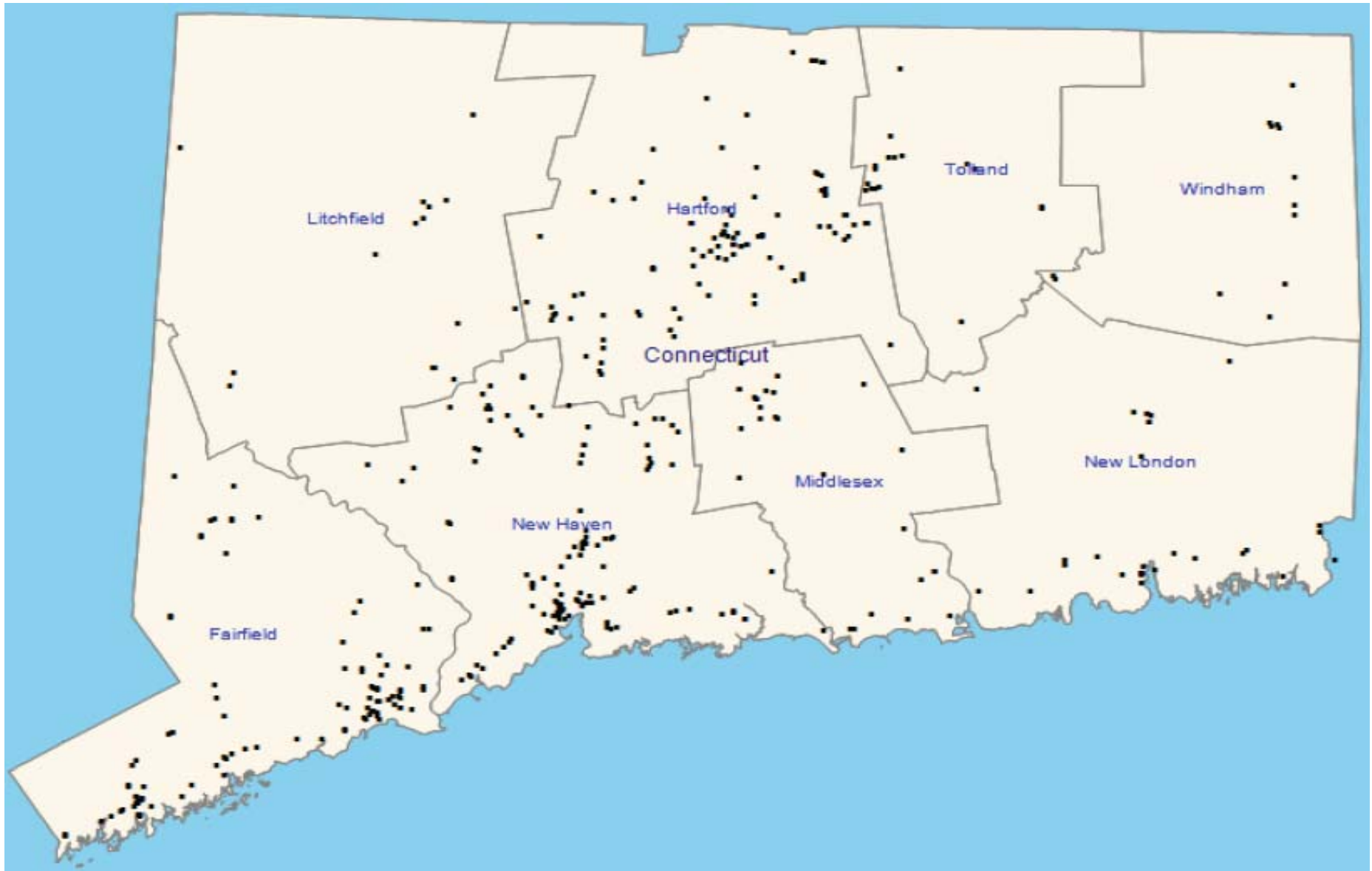
# Internal Medicine PCMH Program Practice Site Locations



Note: Data is as of December 31, 2023 – Maps are updated quarterly.

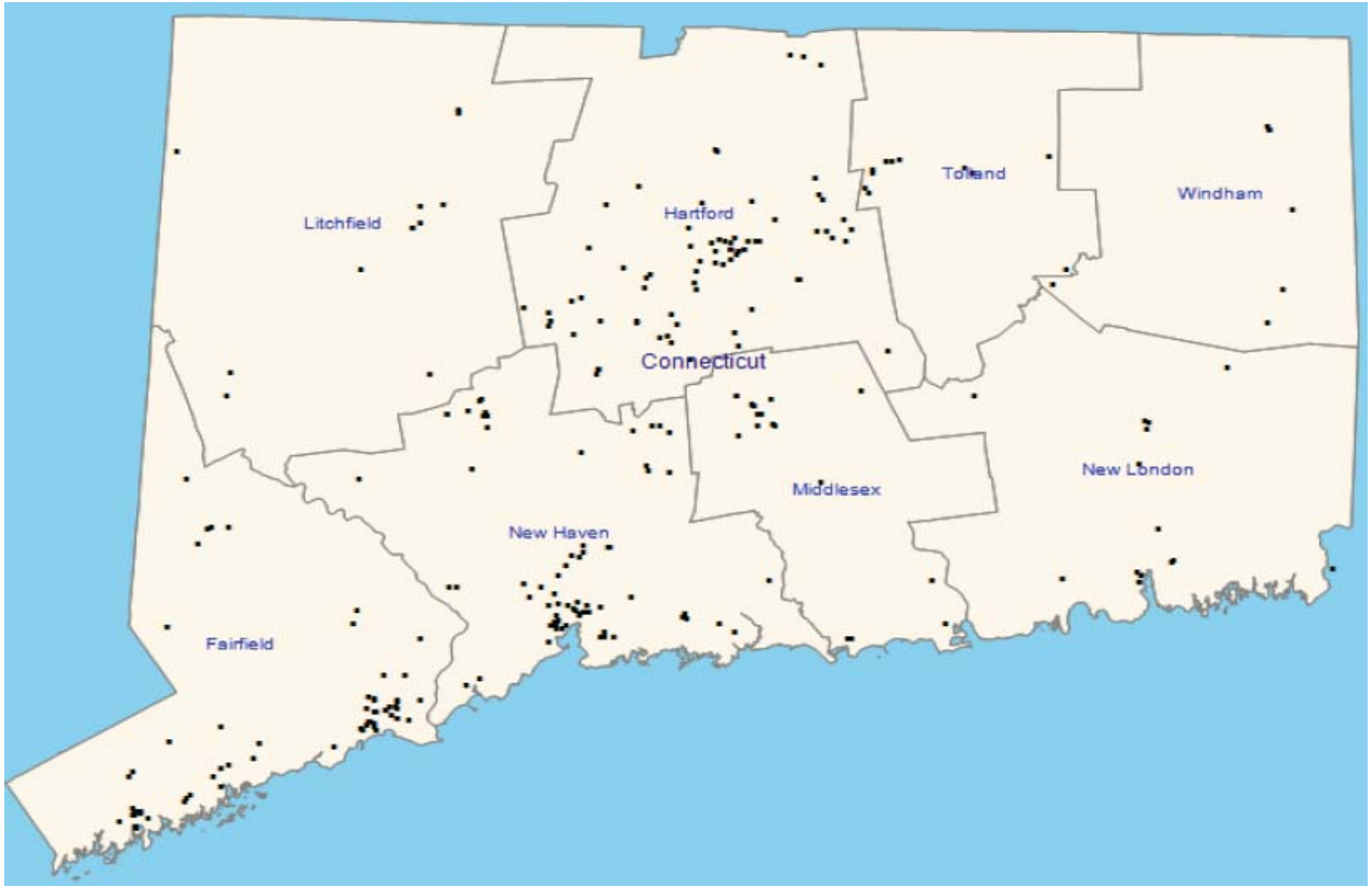


# Family Practice PCMH Program Practice Site Locations



Note: Data is as of December 31, 2023 – Maps are updated quarterly.

# Pediatric PCMH Program Practice Site Locations



Note: Data is as of December 31, 2023 – Maps are updated quarterly.